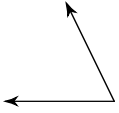


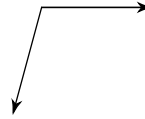
CDL Day 2

Classify each angle as acute, obtuse, right, or straight.

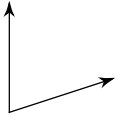
1)



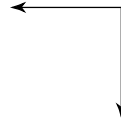
2)



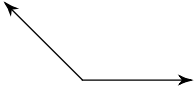
3)



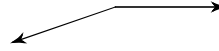
4)



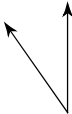
5)



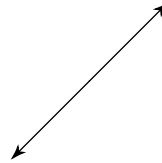
6)



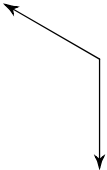
7)



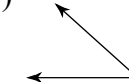
8)



9)



10)



11) 180°

12) 103°

13) 6°

14) 177°

15) 17°

16) 107°

17) 106°

18) 81°

19) 124°

20) 87°