

# Harlan County High School Band

---



## Concert Band

### NTI Work Days 1-10

#### Kentucky Academic Standards:

##### Discipline: Music – Traditional and Emerging Ensembles Strand

**Artistic Process:** Connecting Anchor Standard 10: Synthesize and relate knowledge and personal experiences to make art.

**Enduring Understanding:** Musicians connect their personal interests, experiences, ideas, and knowledge to creating, performing and responding.

**Essential Question:** How do musicians make meaningful connections to creating, performing and responding?

**Introduction:** In music there is a foundation that is set from which all of the notes build upon. It is what we call a tonal center. In Western music the majority of musical works have a tonal center. The tonal center can change but it remains a fundamental aspect of most of the music we know and perform. All of the music performed in the wind band, with a few exceptions, has this concept of a tonal center. A basic definition of this is the note upon which the work is focused. The music will be shaped by how it revolves around just one note. This tonal center is further developed by creating modes which provides a different perspective from which to see the single note. In our music these modes have developed into what we call scales. These are divided mainly into two types: major and minor.

At this point we will only focus on the major scales. Each major scale is built upon each note. In our music we have **twelve** total notes or pitches. We know these notes to be C, G, D, A, E, B, Gb(F#), Db(C#), Ab, Eb, Bb, and F. As musicians we must be able to perform music which is based around every single note. During the NTI Days 1 through 10 you will be recreating these scales not only on a musical staff but on a fingering chart which corresponds to your instrument. This will require you to use the Scale Sheet handout and the Blank Fingering Chart handout in order to recreate each scale on your instrument.

Use the Scale Sheet handout as a reference to your notes on each major scale. Chromatic scales are scales which include all twelve pitches. Begin on any note and ascend upward in pitch by performing every note until you reach the beginning pitch one octave higher. For example, A D chromatic scale would look like this: D, D#(Eb), E, F, F#(Gb), G, G#(Ab), A, A#(Bb), B, C, C#(Db), D. The notes in parentheses are enharmonic meaning that they sound the same but are written differently.

You will complete a total of two scales each NTI Day. Days 1 – 6 will be Major Scales while Days 7 – 10 will be filling in Chromatic Scales.

**Day 1:** Complete Fingering Charts of **Bb/F** Major.

**Day 2:** Complete Fingering Charts of **Ab/Eb** Major.

**Day 3:** Complete Fingering Charts of **Gb/Db** Major.

**Day 4:** Complete Fingering Charts of **C/G** Major.

**Day 5:** Complete Fingering Charts of **D/A** Major.

**Day 6:** Complete Fingering Charts of **E/B** Major.

**Day 7:** Complete Fingering Charts of **Bb** Chromatic.

**Day 8:** Complete Fingering Charts of **Eb** Chromatic.

**Day 9:** Complete Fingering Charts of **F** Chromatic.

**Day 10:** Complete Fingering Charts of **C** Chromatic.

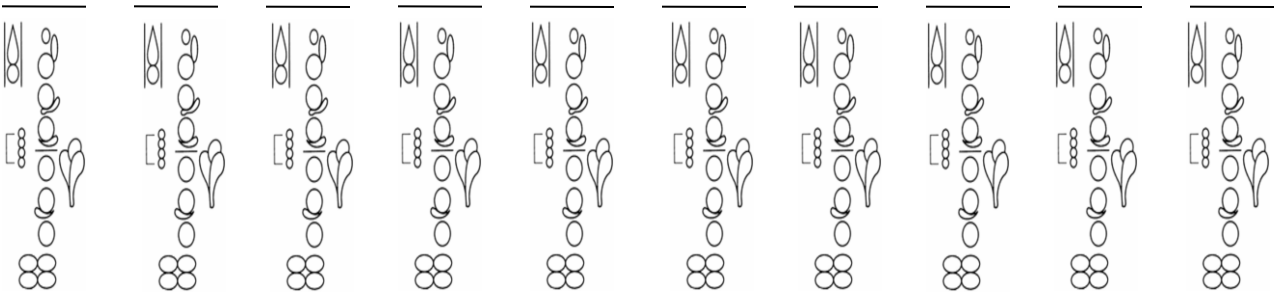
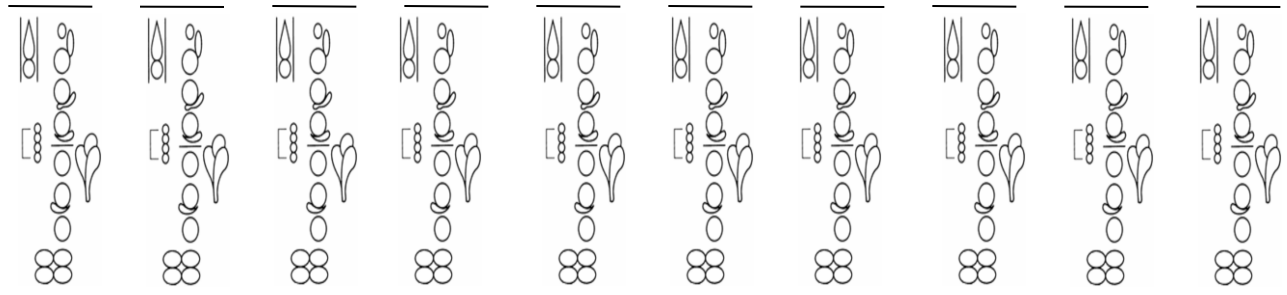

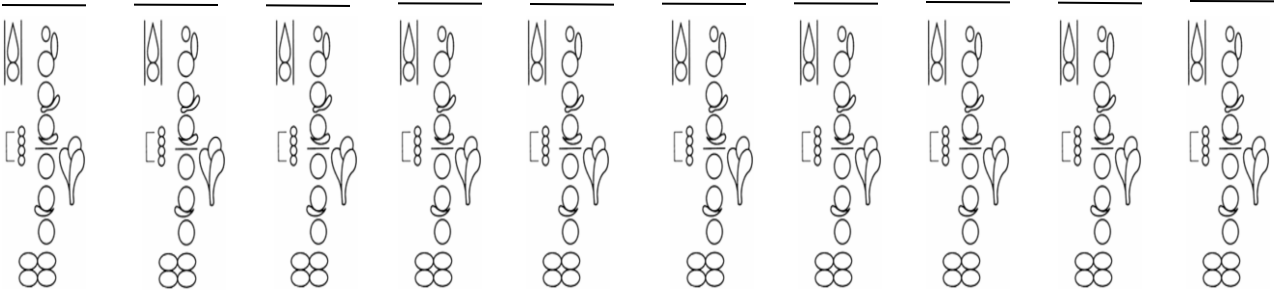




Write the correct NOTE NAME in the space provided. Use capital letters.  
Color in the corresponding keys for each note.

Name \_\_\_\_\_

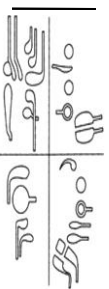
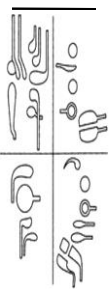
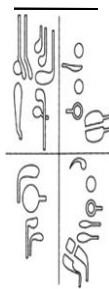
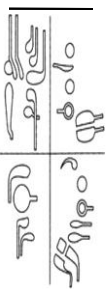
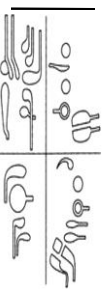
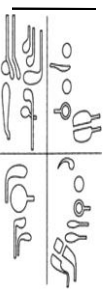
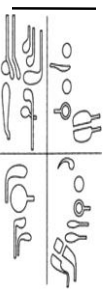
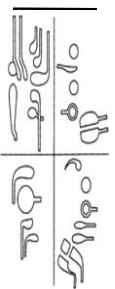
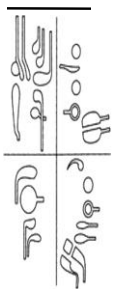
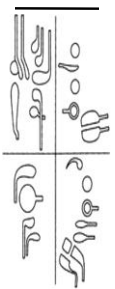
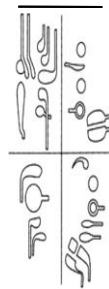
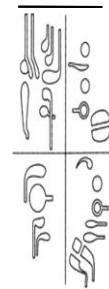
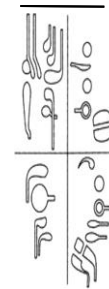
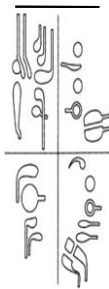
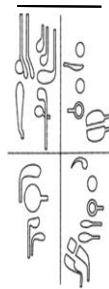
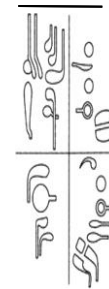
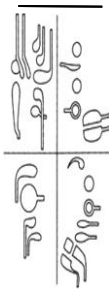
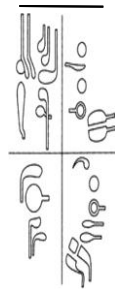
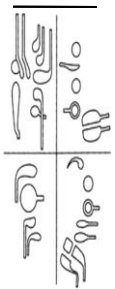
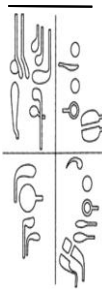
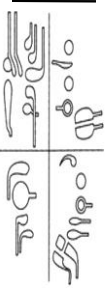
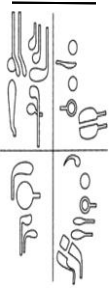
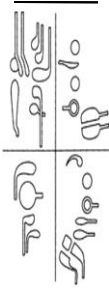
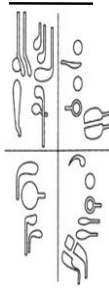
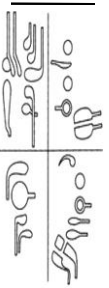
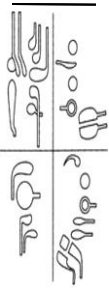
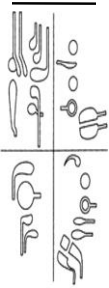
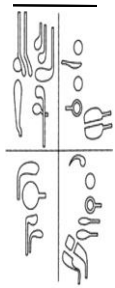
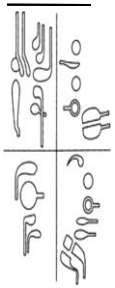
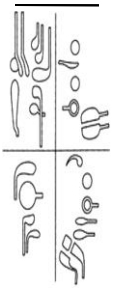
### Clarinet



Write the correct NOTE NAME in the space provided. Use capital letters.  
Color in the corresponding keys for each note.

Name \_\_\_\_\_

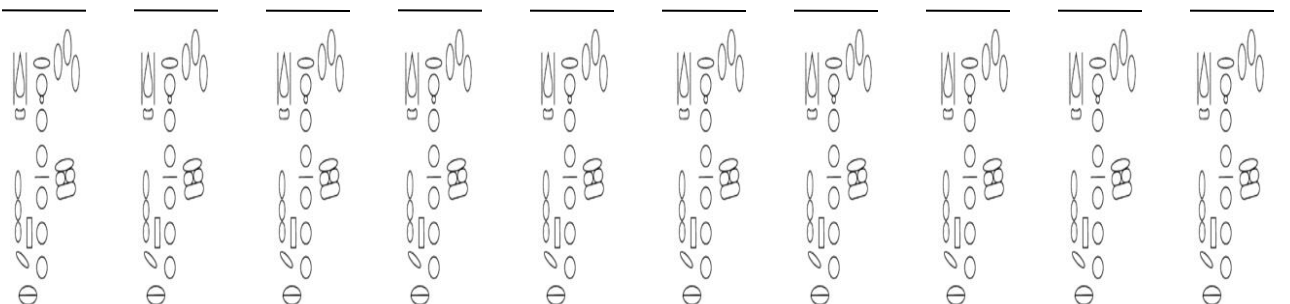

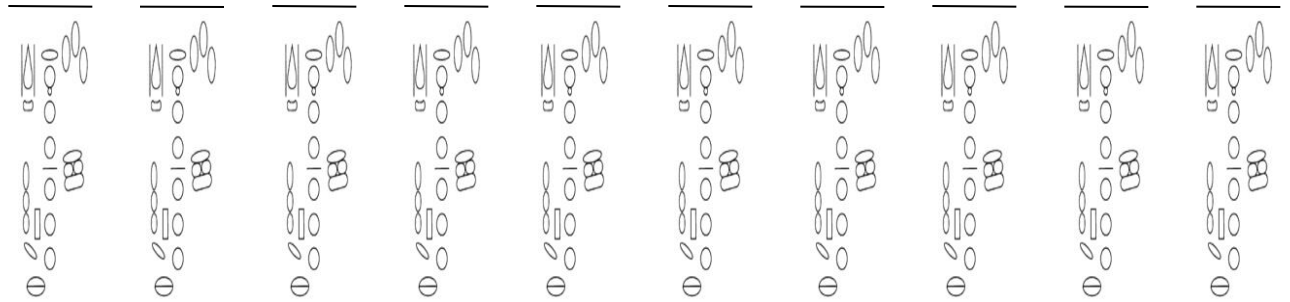

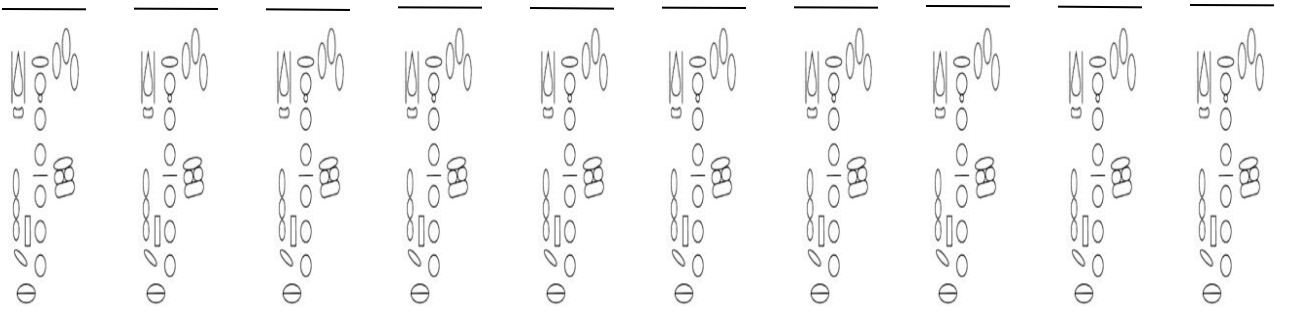
### Bassoon



Write the correct NOTE NAME in the space provided. Use capital letters.  
Color in the corresponding keys for each note.

Name \_\_\_\_\_


### Saxophone




Write the correct NOTE NAME in the space provided. Use capital letters. Name \_\_\_\_\_

Horn: Color in the corresponding keys for each note Remember Ab and up use Trigger G and below use regular "F" horn fingerings.


Horn



T 000 T 000 T 000 T 000 T 000 T 000 T 000 T 000 T 000 T 000  
000 000 000 000 000 000 000 000 000 000



T 000 T 000 T 000 T 000 T 000 T 000 T 000 T 000 T 000 T 000  
000 000 000 000 000 000 000 000 000 000



T 000 T 000 T 000 T 000 T 000 T 000 T 000 T 000 T 000 T 000  
000 000 000 000 000 000 000 000 000 000





Write the correct NOTE NAME in the space provided. Use capital letters.

Name \_\_\_\_\_

Trumpet/Euph/Tuba: Color in the corresponding keys for each note.

Horn: Color in the corresponding keys for each note. Add a "T" to designate trigger when necessary.

Trumpet/  
Euphonium/Tuba



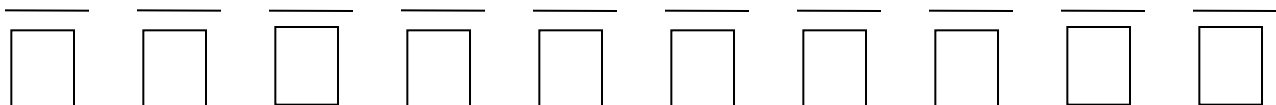
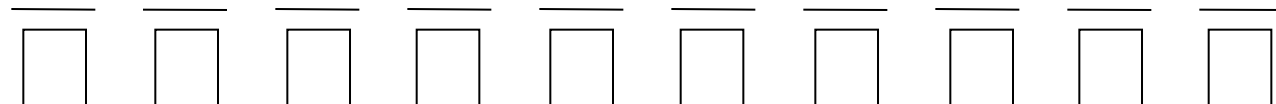
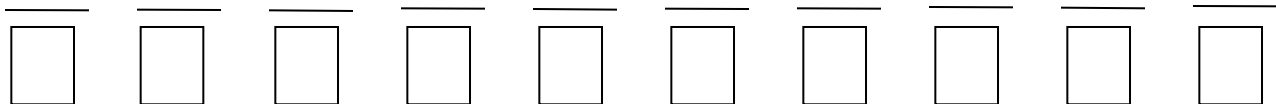
Write the correct NOTE NAME in the space provided. Use capital letters.

Name \_\_\_\_\_

Trombone: Write in the corresponding slide position in the box provided.

Euphonium: Color in the corresponding keys for each note.

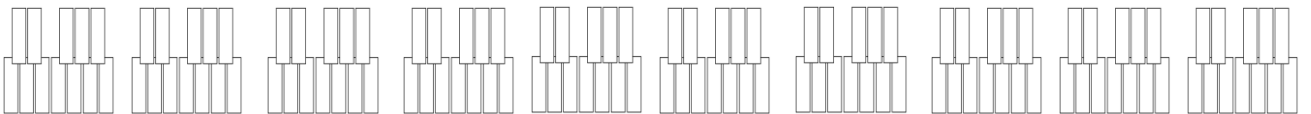
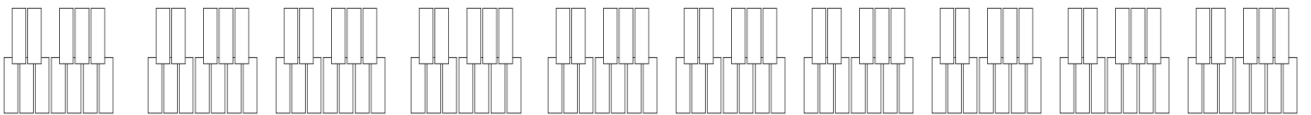
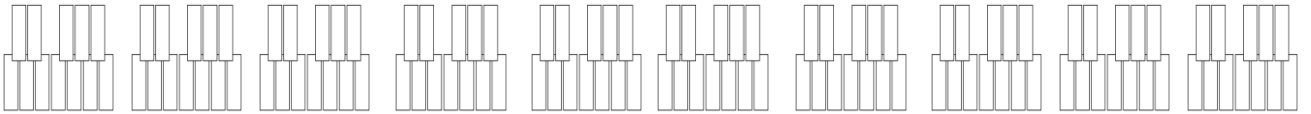
## Trombone



Write the correct NOTE NAME in the space provided. Use capital letters.  
Color in the corresponding keys for each note.

Name \_\_\_\_\_

### Percussion



Flute

# Kentucky All-State Band Scale Sheet

$\text{♩} = 120$

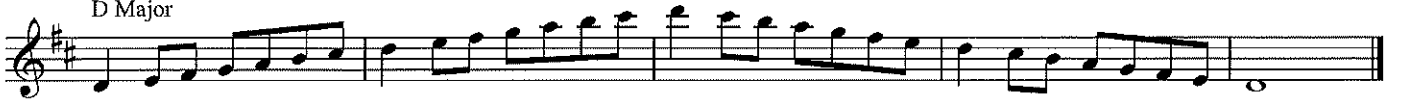
C Major



G Major



D Major



A Major



E Major



B Major



G $\flat$  Major



D $\flat$  Major



A $\flat$  Major



E $\flat$  Major



B $\flat$  Major



F Major



Oboe

# Kentucky All-State Band Scale Sheet

♩=120

C Major



G Major



D Major



A Major




E Major



B Major



G $\flat$  Major



D $\flat$  Major



A $\flat$  Major



E $\flat$  Major



B $\flat$  Major



F Major



Bassoon

# Kentucky All-State Band Scale Sheet

♩=120

C Major



G Major



D Major



A Major



E Major



B Major



G $\flat$  Major



D $\flat$  Major



A $\flat$  Major



E $\flat$  Major



B $\flat$  Major



F Major



$\text{♩} = 120$

D Major (C Concert)



A musical staff in treble clef with a key signature of two sharps (F# and C#). The scale is written in ascending and descending eighth notes, starting on D4 and ending on D5.

A Major (G Concert)



A musical staff in treble clef with a key signature of three sharps (F#, C#, and G#). The scale is written in ascending and descending eighth notes, starting on A4 and ending on A5.

E Major (D Concert)



A musical staff in treble clef with a key signature of four sharps (F#, C#, G#, and D#). The scale is written in ascending and descending eighth notes, starting on E4 and ending on E5.

B Major (A Concert)



A musical staff in treble clef with a key signature of five sharps (F#, C#, G#, D#, and A#). The scale is written in ascending and descending eighth notes, starting on B4 and ending on B5.

F# Major (E Concert)



A musical staff in treble clef with a key signature of six sharps (F#, C#, G#, D#, A#, and E#). The scale is written in ascending and descending eighth notes, starting on F#4 and ending on F#5.

D $\flat$  Major (B Concert)



A musical staff in treble clef with a key signature of two flats (B $\flat$  and E $\flat$ ). The scale is written in ascending and descending eighth notes, starting on D4 and ending on D5.

A $\flat$  Major (G $\flat$  Concert)




A musical staff in treble clef with a key signature of three flats (B $\flat$ , E $\flat$ , and A $\flat$ ). The scale is written in ascending and descending eighth notes, starting on A4 and ending on A5.

E $\flat$  Major (D $\flat$  Concert)



A musical staff in treble clef with a key signature of four flats (B $\flat$ , E $\flat$ , A $\flat$ , and D $\flat$ ). The scale is written in ascending and descending eighth notes, starting on E4 and ending on E5.

B $\flat$  Major (A $\flat$  Concert)



A musical staff in treble clef with a key signature of five flats (B $\flat$ , E $\flat$ , A $\flat$ , D $\flat$ , and G $\flat$ ). The scale is written in ascending and descending eighth notes, starting on B4 and ending on B5.

F Major (E $\flat$  Concert)



A musical staff in treble clef with a key signature of one flat (B $\flat$ ). The scale is written in ascending and descending eighth notes, starting on F4 and ending on F5.

C Major (B $\flat$  Concert)



A musical staff in treble clef with a key signature of no sharps or flats. The scale is written in ascending and descending eighth notes, starting on C4 and ending on C5.

G Major (F Concert)



A musical staff in treble clef with a key signature of one sharp (F#). The scale is written in ascending and descending eighth notes, starting on G4 and ending on G5.

# Kentucky All-State Band Scale Sheet

♩=120

D Major (C Concert)



Musical staff for D Major (C Concert) scale, starting on D4 and ending on D5.

A Major (G Concert)



Musical staff for A Major (G Concert) scale, starting on A3 and ending on A4.

E Major (D Concert)



Musical staff for E Major (D Concert) scale, starting on E3 and ending on E4.

B Major (A Concert)



Musical staff for B Major (A Concert) scale, starting on B2 and ending on B3.

F# Major (E Concert)



Musical staff for F# Major (E Concert) scale, starting on F#3 and ending on F#4.

D♭ Major (B Concert)



Musical staff for D♭ Major (B Concert) scale, starting on D♭3 and ending on D♭4.

A♭ Major (G♭ Concert)



Musical staff for A♭ Major (G♭ Concert) scale, starting on A♭3 and ending on A♭4.

E♭ Major (D♭ Concert)



Musical staff for E♭ Major (D♭ Concert) scale, starting on E♭3 and ending on E♭4.

B♭ Major (A♭ Concert)



Musical staff for B♭ Major (A♭ Concert) scale, starting on B♭2 and ending on B♭3.

F Major (E♭ Concert)



Musical staff for F Major (E♭ Concert) scale, starting on F3 and ending on F4.

C Major (B♭ Concert)



Musical staff for C Major (B♭ Concert) scale, starting on C3 and ending on C4.

G Major (F Concert)



Musical staff for G Major (F Concert) scale, starting on G2 and ending on G3.



Alto Saxophone

# Kentucky All-State Band Scale Sheet

♩=120

A Major (C Concert)




E Major (G Concert)



B Major (D Concert)



F# Major (A Concert)



D♭ Major (E Concert)



D♭ Major (B Concert)



E♭ Major (Gb Concert)



B♭ Major (Db Concert)



F Major (Ab Concert)



C Major (Eb Concert)



G Major (Bb Concert)



D Major (F Concert)



Tenor Saxophone

# Kentucky All-State Band Scale Sheet

♩=120

D Major (C Concert)



A Major (G Concert)



E Major (D Concert)



B Major (A Concert)



F# Major (E Concert)



D $\flat$  Major (B Concert)



A $\flat$  Major (G $\flat$  Concert)



E $\flat$  Major (D $\flat$  Concert)



B $\flat$  Major (A $\flat$  Concert)



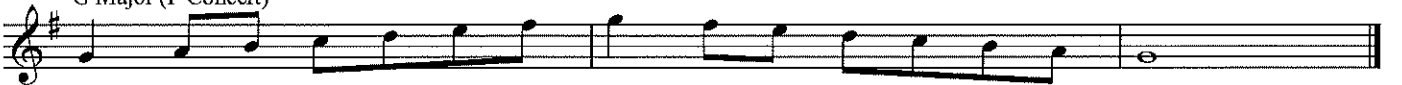
F Major (E $\flat$  Concert)



C Major (B $\flat$  Concert)



G Major (F Concert)



Tenor Saxophone

# Kentucky All-State Band Scale Sheet

$\text{♩} = 120$

D Major (C Concert)



A Major (G Concert)



E Major (D Concert)



B Major (A Concert)



F# Major (E Concert)



D $\flat$  Major (B Concert)



A $\flat$  Major (G $\flat$  Concert)



E $\flat$  Major (D $\flat$  Concert)




B $\flat$  Major (A $\flat$  Concert)



F Major (E $\flat$  Concert)



C Major (B $\flat$  Concert)



G Major (F Concert)



# Kentucky All-State Band Scale Sheet

♩=120

A Major (C Concert)



E Major (G Concert)



B Major (D Concert)



B Major (A Concert)



D♭ Major (E Concert)



D♭ Major (B Concert)



E♭ Major (G♭ Concert)



B♭ Major (D♭ Concert)



F Major (A♭ Concert)



C Major (E♭ Concert)



G Major (B♭ Concert)



D Major (F Concert)



Trumpet

# Kentucky All-State Band Scale Sheet

♩=120

D Major (C Concert)



A Major (G Concert)




E Major (D Concert)



B Major (A Concert)



F# Major (E Concert)



D♭ Major (B Concert)



A♭ Major (G♭ Concert)



E♭ Major (D♭ Concert)



B♭ Major (A♭ Concert)



F Major (E♭ Concert)



C Major (B♭ Concert)



G Major (F Concert)



# Kentucky All-State Band Scale Sheet

♩=120

G Major (C Concert)



D Major (G Concert)



A Major (D Concert)



E Major (A Concert)



B Major (E Concert)



F# Major (B Concert)



Db Major (Gb Concert)



Ab Major (Db Concert)



Eb Major (Ab Concert)



Bb Major (Eb Concert)



F Major (Bb Concert)



C Major (F Concert)



Trombone  
Euphonium

# Kentucky All-State Band Scale Sheet

♩=120

C Major



G Major



D Major



A Major



E Major



B Major



G $\flat$  Major



D $\flat$  Major



A $\flat$  Major




E $\flat$  Major



B $\flat$  Major



F Major



Tuba

# Kentucky All-State Band Scale Sheet

♩=120

C Major

Staff 1: C Major scale, bass clef, starting on C2. The scale consists of 12 notes: C, D, E, F, G, A, B, A, G, F, E, D, C. The notes are written as eighth notes in a sequence of four groups of three.

G Major

Staff 2: G Major scale, bass clef, starting on G2. The scale consists of 12 notes: G, A, B, C, D, E, F#, E, D, C, B, A, G. The notes are written as eighth notes in a sequence of four groups of three.

D Major

Staff 3: D Major scale, bass clef, starting on D2. The scale consists of 12 notes: D, E, F#, G, A, B, C#, B, A, G, F#, E, D. The notes are written as eighth notes in a sequence of four groups of three.

A Major

Staff 4: A Major scale, bass clef, starting on A2. The scale consists of 12 notes: A, B, C#, D, E, F#, G#, F#, E, D, C#, B, A. The notes are written as eighth notes in a sequence of four groups of three.

E Major

Staff 5: E Major scale, bass clef, starting on E2. The scale consists of 12 notes: E, F#, G#, A, B, C#, D#, C#, B, A, G#, F#, E. The notes are written as eighth notes in a sequence of four groups of three.

B Major

Staff 6: B Major scale, bass clef, starting on B2. The scale consists of 12 notes: B, C#, D#, E, F#, G#, A#, G#, F#, E, D#, C#, B. The notes are written as eighth notes in a sequence of four groups of three.

Gb Major

Staff 7: Gb Major scale, bass clef, starting on Gb2. The scale consists of 12 notes: Gb, Ab, Bb, Cb, Db, Eb, F, Eb, Db, Cb, Bb, Ab, Gb. The notes are written as eighth notes in a sequence of four groups of three.

Db Major

Staff 8: Db Major scale, bass clef, starting on Db2. The scale consists of 12 notes: Db, Eb, F, G, Ab, Bb, C, Bb, Ab, G, F, Eb, Db. The notes are written as eighth notes in a sequence of four groups of three.

Ab Major

Staff 9: Ab Major scale, bass clef, starting on Ab2. The scale consists of 12 notes: Ab, Bb, C, D, Eb, F, G, F, Eb, D, C, Bb, Ab. The notes are written as eighth notes in a sequence of four groups of three.

Eb Major

Staff 10: Eb Major scale, bass clef, starting on Eb2. The scale consists of 12 notes: Eb, F, G, Ab, Bb, C, D, C, Bb, Ab, G, F, Eb. The notes are written as eighth notes in a sequence of four groups of three.

Bb Major

Staff 11: Bb Major scale, bass clef, starting on Bb2. The scale consists of 12 notes: Bb, C, D, Eb, F, G, Ab, G, F, Eb, D, C, Bb. The notes are written as eighth notes in a sequence of four groups of three.

F Major

Staff 12: F Major scale, bass clef, starting on F2. The scale consists of 12 notes: F, G, A, Bb, C, D, E, D, C, Bb, A, G, F. The notes are written as eighth notes in a sequence of four groups of three.