

Harlan County Schools

NTI Weather Project

Kindergarten Days 6 - 10

**Introduction:**

In order to fulfill the requirements for the district's Non-Traditional Instructional days, a five day unit centered on the topic of "Seasons" has been designed. The purpose of the unit is to allow students the opportunity to seamlessly continue their educational experiences in an alternative fashion. Included within the unit will be activities designed to be completed within a five day framework which will lead to a culminating project chosen by the student. Ideally, each day's project will take a minimum of three hours to complete during each NTI day; therefore, it is imperative that each student complete each day's work toward the culminating project.

**\*\*Note:** Daily activities do not necessarily have to be completed on the specified day. In order to provide flexibility to student and parents, activities may be completed out of order. However, the unit is designed to start with a big idea and narrow, so we suggest completing the projects in the order listed.\*\*

Each project is to be completed and your child will receive a participation grade upon completion.

**Standards:**

CC.K.MD.1 Describe measurable attributes of objects, such as length or weight. Describe several measurable attributes of a single object.

CC.K.W.1 Text Types and Purposes: Use a combination of drawing, dictating, and writing to compose opinion pieces in which they tell a reader the topic or the name of the book they are writing about and state an opinion or preference about the topic or book (e.g., My favorite book is . . .).

CC.K.W.2 Text Types and Purposes: Use a combination of drawing, dictating, and writing to compose informative/explanatory texts in which they name what they are writing about and supply some information about the topic.

CC.K.W.3 Text Types and Purposes: Use a combination of drawing, dictating, and writing to narrate a single event or several loosely linked events, tell about the events in the order in which they occurred, and provide a reaction to what happened.

CC.K.R.L.3 Key Ideas and Details: With prompting and support, identify characters, settings, and major events in a story.

CC.K.R.L.6 Craft and Structure: With prompting and support, name the author and illustrator of a story and define the role of each in telling the story.

CC.K.CC.4 Understand the relationship between numbers and quantities; connect counting to cardinality.

SC-EP-2.3.2 Students will describe patterns in weather and weather data in order to make simple predictions based on those patterns discovered.

**Day 6: Winter**

Today's projects consists of the following: Choose three of these activities or can do all for enrichment.

- Use the piece of white paper and let your child draw a picture of their hand and cut it out. Let your child use their own hand to actually measure it and then document it on the paper hand. Do the measurement at least three times throughout the day. This is using a non-standard form of measurement.
- Let your child taste the snow and make snow cream. Write down the recipe that you used on the recipe work page.
- Discuss with your child what they would wear during the winter season. Dress them in these items and take a picture if possible and email or text to teacher. Then let them use a piece of the white paper provided and draw a picture of themselves wearing these clothing items or they may cut and paste clothing items from magazines/catalogs.
- Read the short story "The First Snow Storm". Then complete the Reading Response page.
- Make a snowman outside and then make one inside using items you have at home (sticks, cotton balls, toothpicks, marshmallows, etc...) You can use non-standard measurement and do the height and width.
- Record your child making a weather forecast video and email it to your teacher. (ex. Road conditions, snow fall, snow predictions, temperature, etc..)

**Resource List:**

- ❖ White paper (2)
- ❖ Pencil
- ❖ Scissors
- ❖ Recipe Card work page
- ❖ Magazine/Catalog
- ❖ Reader's Response Page
- ❖ Paper Doll
- ❖ "The First Snow Storm" story

Blank paper for project

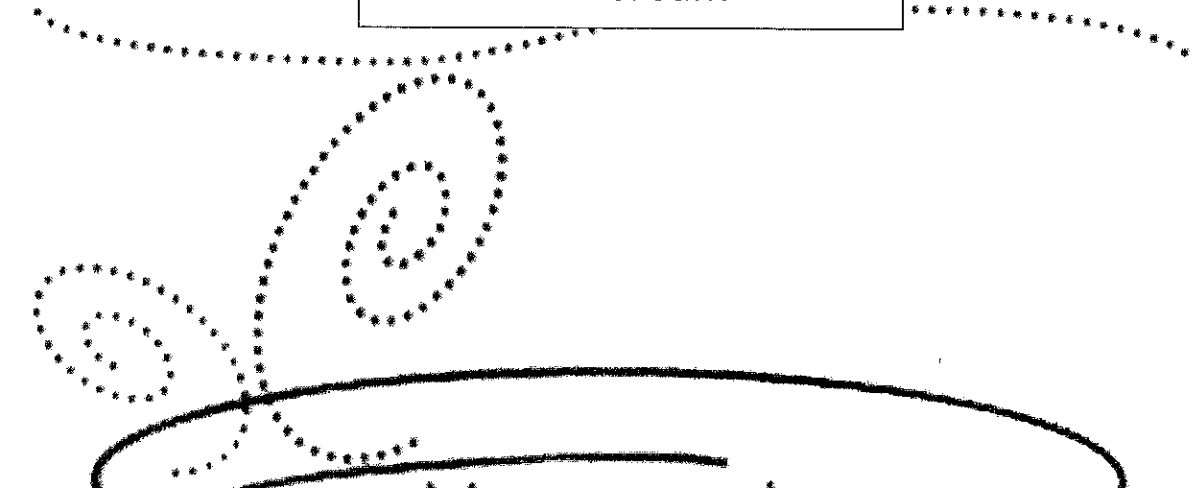
NTI Day 6

Blank paper for project

NTI Day 6


# How to make

Snow Cream



You need:

From the Pond




Name \_\_\_\_\_

Title \_\_\_\_\_

Did you like the book?




Draw a picture of your favorite part and label. 

---

---

---

Puppet  
Doll  
"Me"  
Work Page



## The First Snow Storm

Away off on a warm sunny island, little Harry Hall was born. Flowers bloomed all the year round. The sun shone most of the time, although now and then there were thunder-showers.

Many wonderful plants grew wild, while on the shore shells and seaweed and queer little fishes were often to be found.

When Harry was six years old his parents took a journey to New York.

It seemed very odd to the little boy to live in a place where there were so many people, and such great houses. After a while the weather grew cold, and he had to wear thick woollen clothing. The house in which they lived was heated by a furnace; but one day they had a fire of logs on the hearth. Harry enjoyed it very much, and thought the bright blaze so pretty.

The sky was gray and cloudy one afternoon, and Harry had been standing by the window watching the street cars. Suddenly the air grew thick, and he could scarcely see the houses opposite. Something white and feathery fell slowly down and rested on the window ledge. Then it disappeared. But more and more of the little flakes came, until there was quite a ridge outside of the window.

Harry opened the sash gently, fearing it might fly away. He was surprised when he touched it to find it so cold. He took some up in his hand, but in a moment it was only a drop of water.

By that time the street and the men's hats and coats were quite white. Harry was puzzled to find a name for the beautiful white substance, so he ran to his mamma and asked her about it.

She told him it was snow, and because the air was so warm on the beautiful island where he was born they never had any.

The next morning he saw the little children of the neighborhood playing in it; but before noon the sun was so bright and warm the snow had all melted away.

When the second snow-storm came Harry's papa brought home a beautiful sleigh, and gave his little boy great pleasure by drawing him up and down the street.

Harry soon learned to go out by himself, and made many friends; especially of the little girls, as he was very generous with his sleigh.

But he has never forgotten his surprise when he saw the first snow-storm.



**Day 7: Spring**


Today's projects consists of the following: Choose three of these activities or can do all for enrichment.

- Discuss with your child what they would wear during the spring season. Dress them in these items and take a picture if possible and email or text to teacher. Then let them use a piece of the white paper provided and draw a picture of themselves wearing these clothing items or they may cut and paste clothing items from magazines/catalogs.
- Record your child making a weather forecast video and email it to your teacher. (ex. Road conditions, rain fall, wind predictions, temperature, allergy index, etc..)
- Make a kite using shapes and decorate it, be sure and add a tail. Have your child to imitate a kite's movement in a spring breeze.
- Research the life cycle of a butterfly. Use the butterfly life cycle work page and sequence the stages onto it.
- Watch on Youtube "Rain, Rain Go Away" <https://www.youtube.com/watch?v=LFrKYjrIDs8>, make up movements to go with the song.
- Read the story "The Three Little Butterfly Brothers" and complete the Reading Response page.

**Resource List:**

- ❖ Paper Doll
- ❖ Magazine/Catalog
- ❖ Reader's Response Page
- ❖ "The Three Little Butterfly Brothers" story
- ❖ Butterfly Life cycle work page

Paper  
Doll  
"Me"  
Work Page




Name \_\_\_\_\_

Title \_\_\_\_\_

Did you like the book?



Draw a picture of your favorite part and label. 

---

---

---

## The Three Little Butterfly Brothers

by Van Antwerp, Bragg & Co

There were once three little butterfly brothers, one white, one red, and one yellow. They played in the sunshine, and danced among the flowers in the garden, and they never grew tired because they were so happy.

One day there came a heavy rain, and it wet their wings. They flew away home, but when they got there they found the door locked and the key gone. So they had to stay out of doors in the rain, and they grew wetter and wetter.

By and by they flew to the red and yellow striped tulip, and said, "Friend Tulip, will you open your flower-cup and let us in till the storm is over?"

The tulip answered, "The red and yellow butterflies may enter, because they are like me, but the white one may not come in."

But the red and yellow butterflies said, "If our white brother may not find shelter in your flowercup, why, then, we'll stay outside in the rain with him."

It rained harder and harder, and the poor little butterflies grew wetter and wetter, so they flew to the white lily and said, "Good Lily, will you open your bud a little so we may creep in out of the rain?"

The lily answered: "The white butterfly may come in, because he is like me, but the red and yellow ones must stay outside in the storm."

Then the little white butterfly said, "If you won't receive my red and yellow brothers, why, then, I'll stay out in the rain with them. We would rather be wet than be parted."

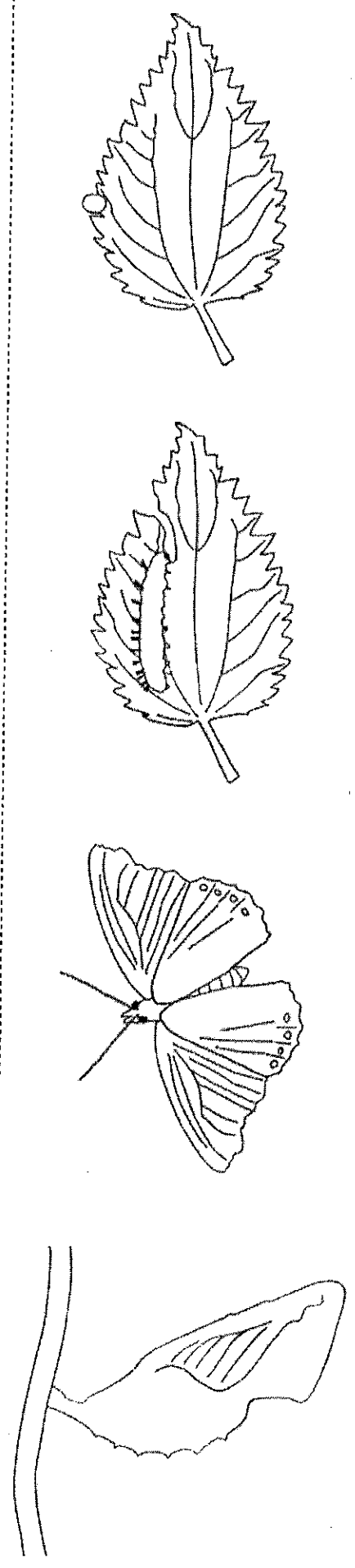
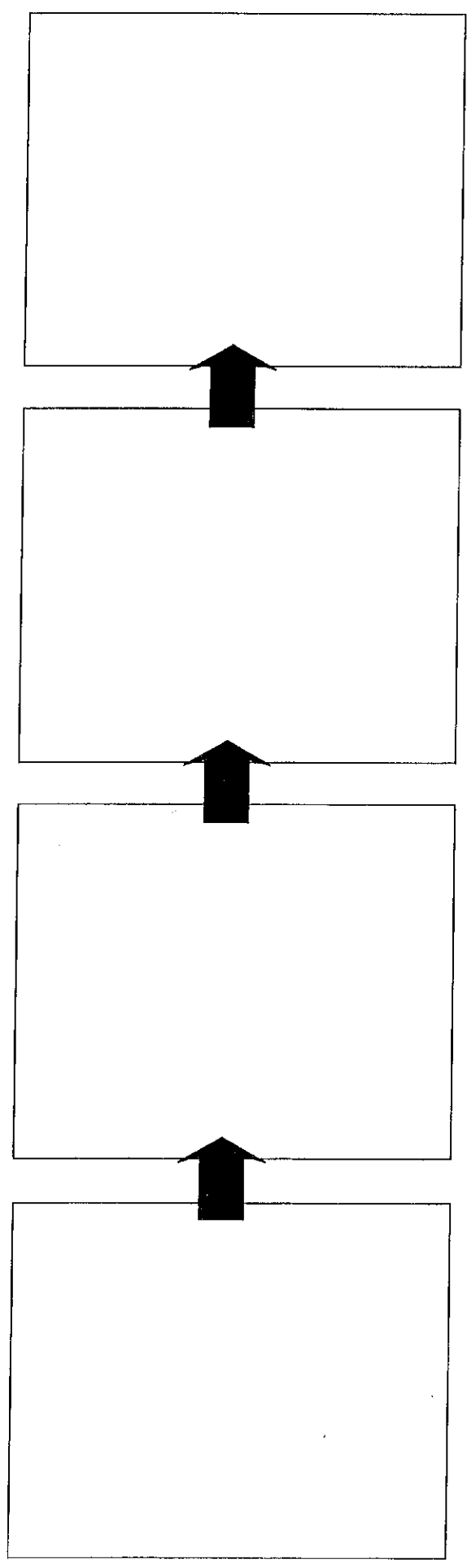
So the three little butterflies flew away.

But the sun, who was behind a cloud, heard it all, and he knew what good little brothers the butterflies were, and how they had held together in spite of the wet. So he pushed his face through the clouds, and chased away the rain, and shone brightly on the garden.

He dried the wings of the three little butterflies, and warmed their bodies. They ceased to sorrow, and danced among the flowers till evening, then they flew away home, and found the door wide open.

# The life cycle of a butterfly

Cut out the pictures and stick them on in the right order.



**Day 8: Summer**


Today's projects consists of the following: Choose three of these activities or can do all for enrichment.

- Discuss with your child what they would wear during the summer season. Dress them in these items and take a picture if possible and email or text to teacher. Then let them use a piece of the white paper provided and draw a picture of themselves wearing these clothing items or they may cut and paste clothing items from magazines/catalogs.
- Record your child making a weather forecast video and email it to your teacher. (ex. Heat index, sunscreen, temperature, thunderstorm, etc..)
- Do a scavenger hunt and let your child find these items in the house. A spoon, hairbrush, sunscreen, sunglasses, towel, swim suit, a juice drink, a hat to shade your eyes, a radio, and a water bottle. Make a map with your child about where you would find these items in your house.
- Read the story "The Wind and The Sun" and complete the Reading Response page.
- Make bubbles using colored dishwashing liquid and water. Count the bubbles you blow and also the ones you pop. Blow bubbles into a white piece of paper to create a one of a kind art piece.
- Have a picnic in the living room and discuss the food groups, see the attached paper.

**Resource List:**

- ❖ Paper Doll
- ❖ Magazine/Catalog
- ❖ "The Wind and the Sun" story
- ❖ Reader's Response Page
- ❖ My plate document

Paper  
Doll  
"Me"  
Work Page



## A Moral Story : The Wind and The Sun

Let us enjoy reading this story of **The Wind and The Sun**.

It was an autumn day. The wind and the sun had an argument.

The wind boasted "I am stronger than you."

The sun mildly said "No. you are not".

Just then, they saw a traveler wrapped in a blanket was passing by. The wind said, "Whoever separates the blanket from traveler is the stronger. Do you agree?"

The sun replied, "OK. First you try."

The wind started blowing. The traveler wrapped his blanket around him. He blew harder. The traveler held his blanket firmer. He blew still harder. The traveler held his blanket still tighter. The harder the wind blew the tighter and firmer did the traveler hold his blanket. The wind failed.

It was the Sun's turn. The sun smiled gently at the traveler. The traveler loosened his grip on the blanket. The sun smiled warmly. The traveler felt the warmth and soon took off the blanket.

The sun was declared stronger.

**MORAL:** Gentle smile can achieve what brutal force can't.




Name \_\_\_\_\_

Title \_\_\_\_\_

Did you like the book?

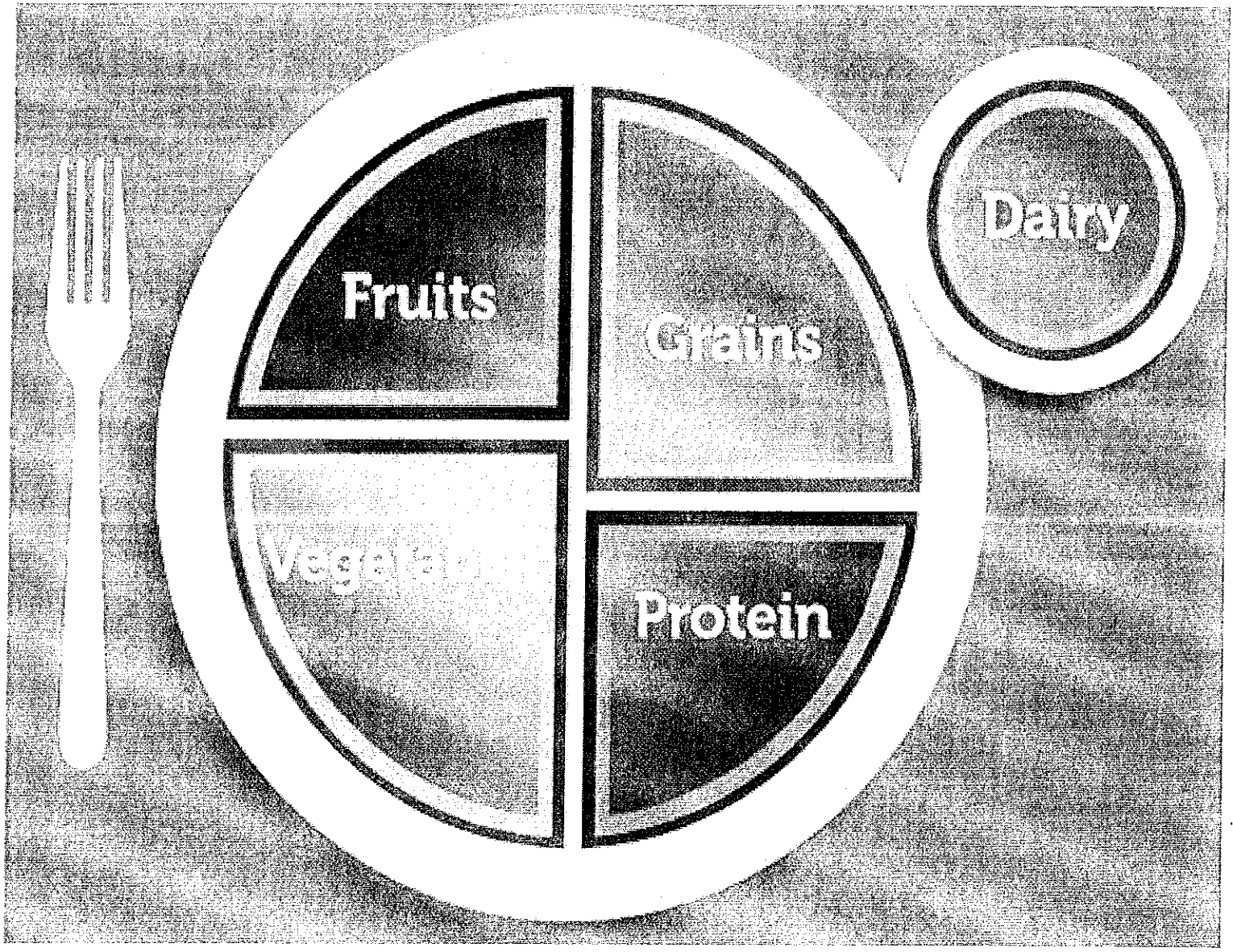



Draw a picture of your favorite part and label. 

---

---

---





**Day 9: Fall**


Today's projects consists of the following: Choose three of these activities or can do all for enrichment.

- Discuss with your child what they would wear during the fall season. Dress them in these items and take a picture if possible and email or text to teacher. Then let them use a piece of the white paper provided and draw a picture of themselves wearing these clothing items or they may cut and paste clothing items from magazines/catalogs.
- Record your child making a weather forecast video and email it to your teacher. (ex. , Allergy index, temperature, etc..)
- Read the story "The Anxious Leaf" and complete the Reading Response page.
- Make a list of fall words using descriptive words on white paper (ex. Orange pumpkin, Black bat, scary costume, delicious turkey, etc...)
- Find five different textures in your home and let your child use the side of a crayon and do a rubbing on white paper.
- Draw a healthy Thanksgiving plate on white paper.

**Resource List:**

- ❖ Paper Doll
- ❖ Magazine/Catalog
- ❖ "The Anxious Leaf" story
- ❖ White paper (3)
- ❖ Reader's Response Page

Paper  
Doll  
"Me"  
Work Page



## The Anxious Leaf

Once upon a time a little leaf was heard to sigh and cry, as leaves often do when a gentle wind is about. And the twig said, "What is the matter, little leaf?" And the leaf said, "The wind just told me that one day it would pull me off and throw me down to die on the ground!"

The twig told it to the branch on which it grew, and the branch told it to the tree. And when the tree heard it, it rustled all over, and sent back word to the leaf, "Do not be afraid. Hold on tightly, and you shall not go till you want to."

And so the leaf stopped sighing, but went on nestling and singing. Every time the tree shook itself and stirred up all its leaves, the branches shook themselves, and the little twig shook itself, and the little leaf danced up and down merrily, as if nothing could ever pull it off. And so it grew all summer long, till October.

And when the bright days of autumn came the little leaf saw all the leaves around becoming very beautiful. Some were yellow and some scarlet, and some striped with both colors. Then it asked the tree what it meant. And the tree said, "All these leaves are getting ready to fly away, and they have put on these beautiful colors because of joy."

Then the little leaf began to want to go, too, and grew very beautiful in thinking of it, and when it was very gay in color it saw that the branches of the tree had no bright color in them, and so the leaf said, "O branches! why are you lead-color and we golden?"

"We must keep on our work-clothes, for our life is not done - but your clothes are for holiday, because your tasks are over," said the branches.

Just then a little puff of wind came, and the leaf let go, without thinking of it, and the wind took it up and turned it over and over, and whirled it like a spark of fire in the air, and then it dropped gently down under the edge of the fence, among hundreds of leaves, and fell into a dream, and it never waked up to tell what it dreamed about.

Blank paper for project

MS - Day 9

Blank paper for project

NTI Day 1



Blank paper for project


NTI 10/1/91

Name \_\_\_\_\_

Title \_\_\_\_\_

Did you like the book?



Draw a picture of your favorite part and label. 

---

---

---

**Day 10: 4 Seasons**

Today's projects consists of the following.

- Read the story "I Am the Best" and complete the Reading Response page. Choose a way to show how the seasons change throughout the year.
- You can make a collage (which is a picture that you make by gluing various items onto a piece of paper).
- Use the work page and decorate a tree that represents each season.
- Use the work page of the paper doll and draw your favorite outfit you wore for one of the seasons.
- Or create your own way to represent the four seasons.

**Resource List:**

- ❖ "I Am the Best" story
- ❖ Reader's Response Page
- ❖ White paper
- ❖ Tree work page
- ❖ Paper doll work page

## The story about seasons: I Am The Best

One day, the seasons had an argument. Each one of them said, "I am the best!"



8

Spring said, "I am when flowers bloom and it is green and fresh everywhere. Birds fly and insects have fun with new flowers."

Summer said, "Yes, but I am when the sun shines brightly and it feels too hot to do anything. People eat ice-cream, enjoy cold drinks and eat yummy watermelon."

Autumn said, "I am when trees shed their leaves and cover the earth in orange brilliance. The air feels cool."

Winter said, "I am when people wear woolen clothes, caps and gloves to keep their bodies warm. They get to drink hot chocolate. Birds fly south for the winter because it's too cold."


Since they couldn't decide who was best, they agreed that they were all important because one could not do without the other.

Name \_\_\_\_\_

Title \_\_\_\_\_

Did you like the book?



Draw a picture of your favorite part and label. 

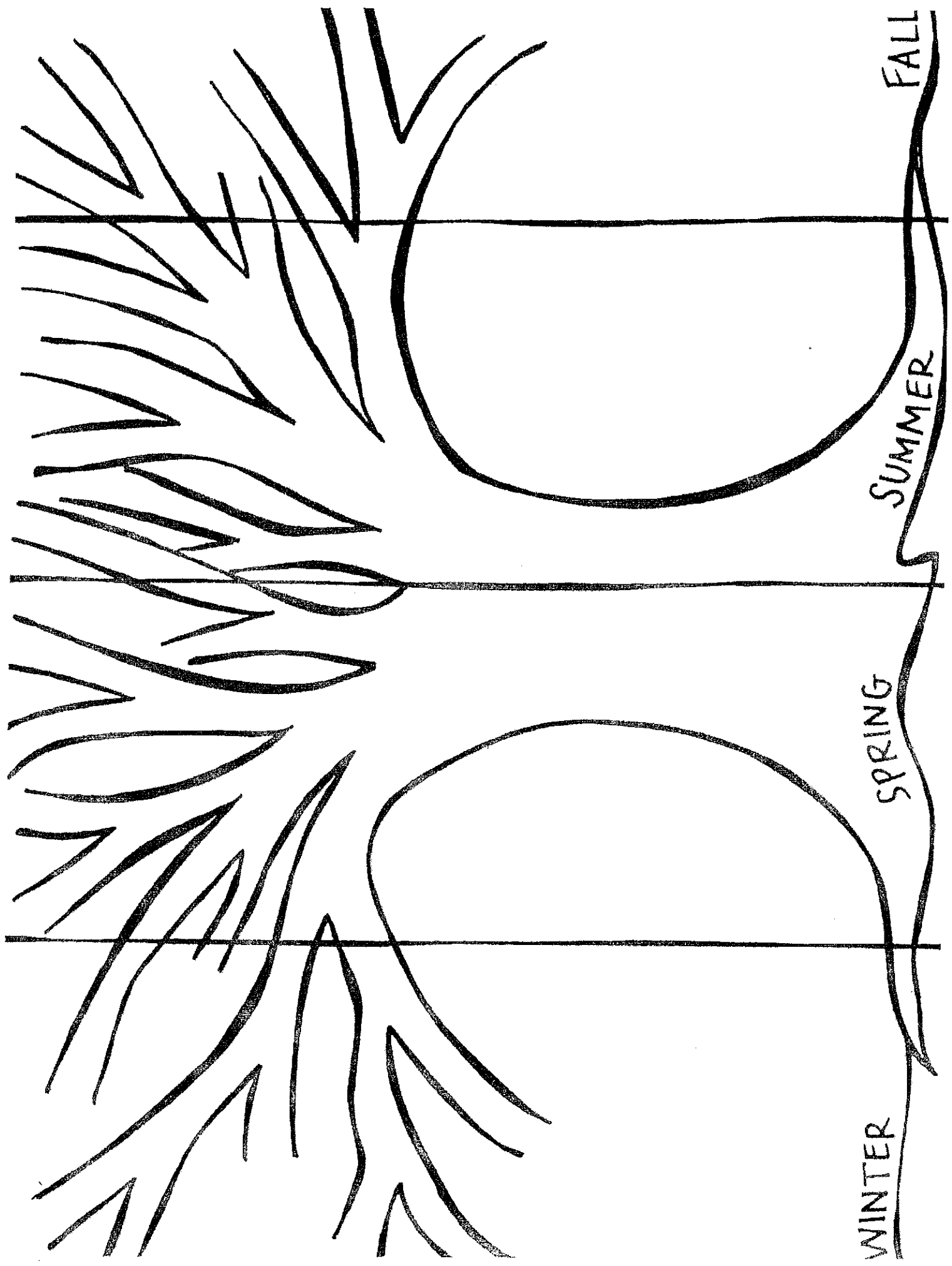
---

---

---

Blanc Paper - ex 10900+

NTI 01/10



FALL

SUMMER

SPRING

WINTER

Paper  
Doll  
"Me"  
Template

